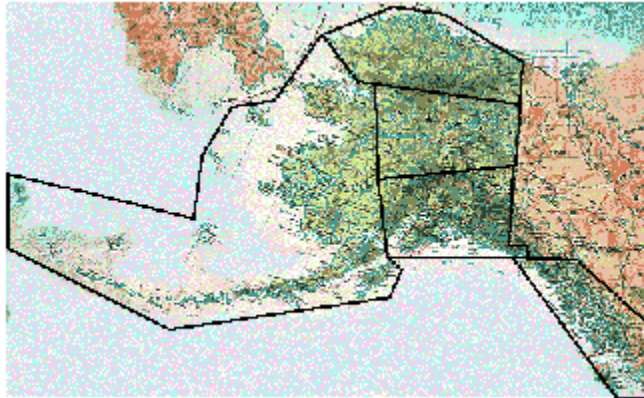




ALASKA RESEARCH PROJECT



THIS BOOK BELONGS TO:

MY CLAN IS: _____

MY REGION IS: _____

Overarching question:

(An “overarching question” is a BIG question.)

What are the benefits of using technology to share and exchange information and ideas?

To help us answer this question, we are using technology to do our Alaskan project. We are publishing and sharing information and ideas on the Internet by creating web pages, and by participating in an online conference. While we do this, think about what the benefits are.

ALASKA PROJECT

Essential Question:

How do the environment and culture of an Alaskan Region affect the lives of the people and animals who live there?

The following items need to be turned in for your Alaska project to be complete:

1. Guide 1: Individual Work
2. Guide 2 Group Work
3. Guide 3: Web Page
4. Guide 4: Reflection

All work is due: April 17, 2001

Requirements

Use this page to check off every step that you finish.

1) Guide 1A (Individual work)

Collection of Information:

a. Individual Research

- Environment
- Culture

*Check & date
when complete*

*Due
Date*

_____ Feb.5
_____ Feb.5

b. Jigsawed Research

- Statistics
- Online Conference

_____ Feb.12
_____ Mar.16

b. Webliography

_____ Feb.12

2) Guide 2A (Group Work in Clan)

Interpretation of Data

- a. Jigsawed map
- b. Jigsawed graph

_____ Feb.19
_____ Feb.26

3) Guide 2B (Group Work in Region)

Interpretation of Data

- a. Jigsawed Venn Diagram

_____ Mar.5

4) Guide 1B (Individual Work):

Written **Conclusion** for Essential Question

_____ Mar.23

4) Guide 3:

Creation & Presentation of **Web Page**

_____ Apr.13

5) Guide 4:

Written Reflection on Overarching Question

_____ Apr.17

Guide 1A

Collection of Information

(Individual Work)

Name: _____

Region: _____

Clan: _____

IMPORTANT: Every time you use information that you find on a web site, write down the web site address (called the URL) in your webliography at the back of this guide. Any time you find a picture on a web site that you want to use in your own web page, write down the web site address in your webliography.

Part 1: Individual Research

(Use complete sentences)

A. **Environment:**

Describe the geography of your region.

- 1) Landforms: What does the land look like? What kind of landforms would you find?

- 2) Natural Resources: What kinds of natural resources exist in your region?

- 3) Habitats: What types of habitats would you find?

- 4) Animals: What animals live in the habitats? How do the animals adapt to survive?

5) Compare the environment (landforms, natural resources, habitats, animals) of your region to the environment of Juneau. What is similar? What is different?

B. Culture:

Describe the culture(s) you find in your region.

1) What is the largest group of indigenous people?

2) What language(s) do they speak?

3) **How** do the people use the animals, resources, and landforms of your region to survive? What do people do for food? (Hunt? Fish? Gather? Order? Grocery Store?)

4) What do the people do for health care or medical problems?

5) What do the people do for transportation? Can you get there by car?

6) What are some of their traditions/beliefs?

7) What interesting historical events happened to change life in your region?

8) Compare the culture(s) (way of life) of your region to the culture(s) of Juneau. What is similar? What is different?

Part 2: Jigsawed Research

A. STATISTICS:

Each clan is in charge of a different statistic.

For your region, give information about the statistic that your clan is in charge of:

Raven: Average snowfall in winter.

Killer Whale: Average price of gallon of gas, loaf of bread, and gallon of milk.

Eagle: Average sunlight hours on longest/shortest day of year.

Coho: Top 3 animals in region.

Frog: Average population of villages, and most common indigenous group of people.

My Clan: _____ My Region: _____

The statistic I need to find out for my region:

This is what I found out:

B. ONLINE CONFERENCING:

During February and March, our class is participating in an online conference for Alaskan students. At least one class from each region of the state will be participating. Each week there will be a new topic of discussion.

Your job will be to go online each week and enter the conference:

1. You will look at what the topic of discussion is for the week.
2. You will read what other students in the state have written about that topic and posted in the conference.
3. You will write any ideas or opinions that you want to share about this topic. You may also comment on what other people have written.

Throughout the online conference (over 2 months), we will be considering what life is like in the past, present, and future for all the different regions of Alaska. Each clan will be responsible for answering one question. **You will only be responsible for answering your clan's question in your own region.**

Frog: What was it like when your grandfather was a kid?
(looking at the PAST)

Coho: What is a typical "*day in the life*" like during the winter, and during the summer? (looking at the PRESENT)

Eagle: What do people like best about where they live? What do they like least? (looking at the PRESENT)

Raven: What do people think life in Alaska will be like in 20 years? What do they wish it would be like? (looking at the FUTURE)

Killer

Whale: How do people think they can make a difference where they live? (looking at the PRESENT and/or FUTURE)

My clan: _____ My region: _____

The question I am focusing on for my region:

During the online conference, if anyone from your region comments on the question that your clan is focusing on, copy those comments here: *(If quoting what a person wrote in the conference, write their name, school, and town next to the quote.)*

♪ ♪ **ALASKA NOTES** ♪ ♪

Handwriting practice area consisting of 20 horizontal lines.

This information was found in: http://_____

Written by: _____

Published by: _____

BIBLIOGRAPHY

This is where you list any books that you use for information.



Title: _____
Author: _____
Publisher: _____
Copyright: _____



Title: _____
Author: _____
Publisher: _____
Copyright: _____



Title: _____
Author: _____
Publisher: _____
Copyright: _____



Title: _____
Author: _____
Publisher: _____
Copyright: _____

WEBLIOGRAPHY

This is where you list all the web site addresses that you are using for information or pictures. You must use at least five sites.



Title of Web Page: _____

Web Page Address: http://_____

Author (who wrote this web page?): _____

Publisher (what group/organization created this web site?): _____

Copyright (what year was this web page created?): _____

Note to remind yourself about what you are using this web site for (information on environment, information on culture, statistic, or picture):



Title of Web Page: _____

Web Page Address: http://_____

Author (who wrote this web page?): _____

Publisher (what group/organization created this web site?): _____

Copyright (what year was this web page created?): _____

Note to remind yourself about what you are using this web site for (information on environment, information on culture, statistic, or picture):



Guide 1B

Conclusion (Individual Work)

Name: _____

Region: _____

Clan: _____

Guide 1B

Conclusion

(Individual Work)

You do NOT do this page until you have COMPLETED Guides 2A and 2B.

What is a conclusion? A conclusion is when you think about all the information you've gathered and decide what your answer is to the essential question.

The essential question:

How do the environment and culture of an Alaskan Region affect the lives of the people and animals who live there?

When writing your conclusion, consider the following:

1. What was the most surprising thing you learned about your region?
2. What was the most interesting thing you learned about your region?
3. What do you like best about your region?
4. What do you like least about your region?
5. If you lived there, how would you use the environment (the natural resources, the landforms, the climate, the animals, the fish) to help you survive?
6. What part of living there would be the most different from living in Juneau?
7. Is the present much different from the past? (Has it changed very much?)
8. Do you think it will change in the future? How so?

Guide 2A

Interpretation of Data

(Group Work in Clan)



Clan: _____

Names of Experts on:

South Central: _____

Interior: _____

Far North: _____

Western: _____

Part 1: Jigsawed Map

Meet with your clan. Each person in the clan is an expert on a different region of the state, and should have the statistic for his/her region.

Name of our clan: _____

The statistic we are in charge of: _____

Name of Student	Name of Region	Information about statistic
	South Central	
	Western	
	Interior	
	Far North	
	Southeast (extra credit)	

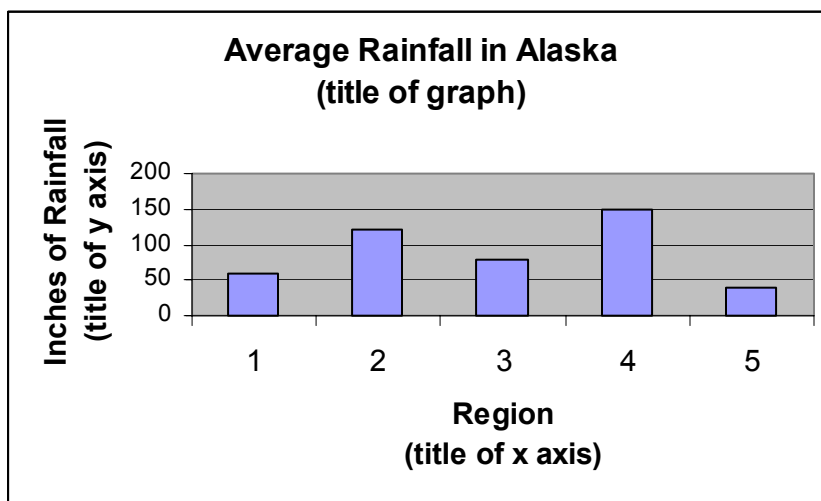
Obtain a map of the state from the teacher. On the map, the state is divided into five regions. **BRAINSTORM** ways to present your statistic on the map so that it shows how your statistic compares from region to region. You may use color. Your map will be scanned onto the computer, so make sure your final copy is neat. (*For extra credit, find the statistic for the Southeast region and add it.*)

Part 2: Jigsawed Graph

Meet with your clan. You are going to create a graph to show the results of your statistical data from each of the five Alaskan regions. The graph will go on your clan web site.

Using Microsoft Works on the computer, you will input the data from the table you created in Part 1 of this guide.

BRAINSTORM how you want your graph to look. Here is an example (you don't have to do it this way):



The titles for our graph:

Title of graph: _____

Title of y axis: _____

Title of x axis: _____

Sketch your graph by hand and show to your teacher before making the graph on the computer.

Guide 2B

Interpretation of Data

(Group Work in Region)

Region: _____

Names of Clan Representatives:

Eagle: _____

Raven: _____

Killer Whale: _____

Coho: _____

Frog: _____

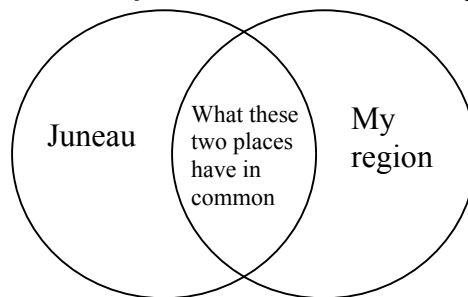
Jigsawed Venn Diagram

Everyone who worked on the same region is going to make a Venn Diagram together. The Venn Diagram is going to show what is similar about their region and Juneau (what the two places have in common), and what is different about the two places. The Venn Diagram will go on our class web site.

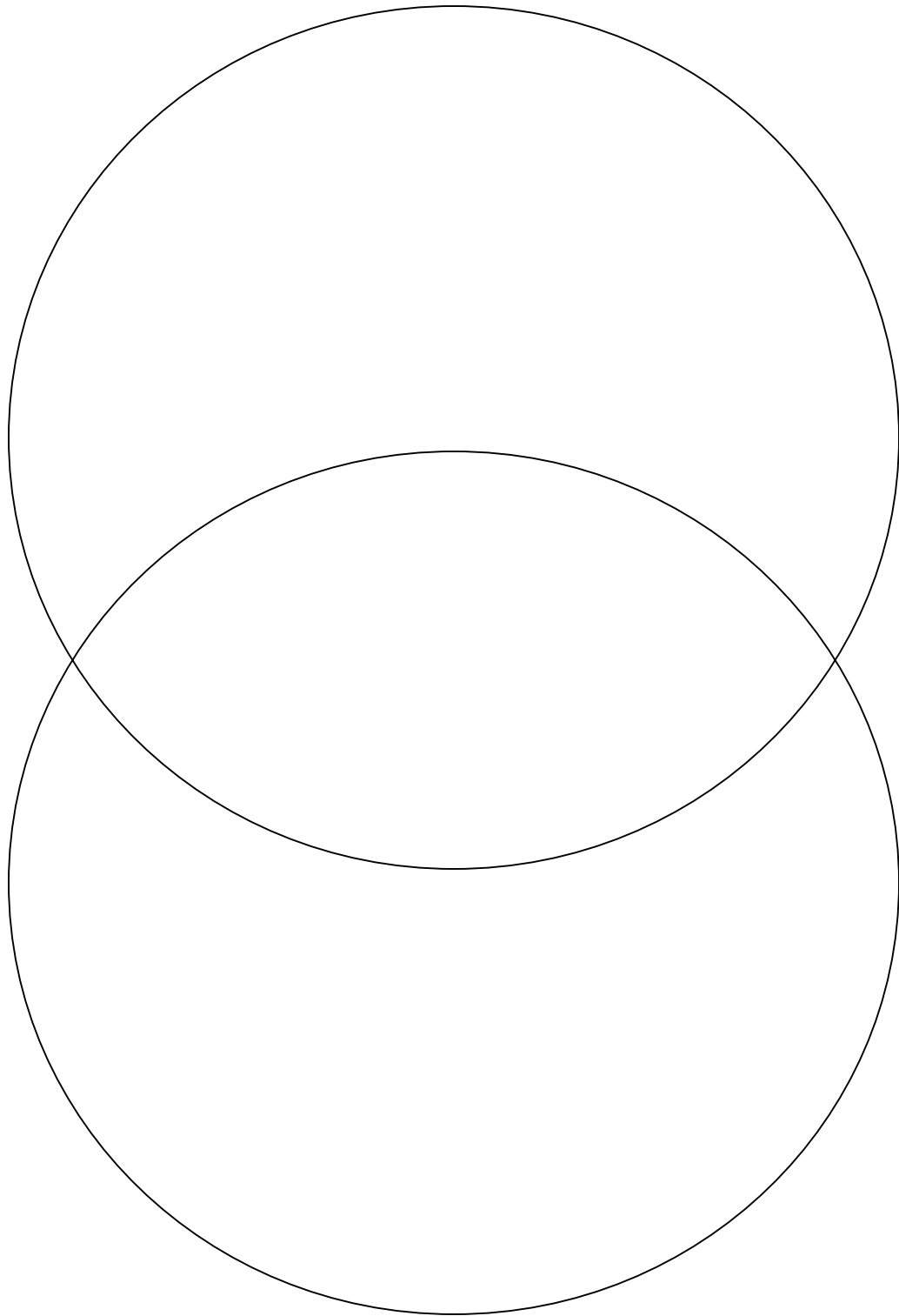
There will be at least one person from each clan in your group. Remember that each clan focused on finding out different information (statistic) about the regions. That means that each of you is an expert on a different statistic, and will bring information to this group that the others don't have. You need to pool your information to make this Venn Diagram.

You can also look back at your individual research in Guide 1A. In that guide, you answered questions about what was the similar and what was different between your region and Juneau.

Example of a Venn Diagram



What our region has that Juneau doesn't have	What Juneau has that our region doesn't have	What the two regions have in common	What neither region has



Guide 4
Reflection
on the
“Overarching Question”
(Individual Work)

Name: _____

Reflection on the “overarching question”

Overarching question:

(An “overarching question” is a BIG question.)

What are the benefits of using technology to share and exchange information and ideas?

To help us answer this question, we used technology to do our Alaskan project. We published and shared information and ideas on the Internet by creating web pages, and by participating in an online conference. While we did this, we considered how it felt, and if it was useful, to use technology.



Part 1:

Write about your experience with the online conference.

Consider these questions:

1. How did it feel to participate in an online conference?
2. Was communicating over the Internet with other students in Alaska something that was helpful?
...interesting? ...fun?
3. What did you like about it?
4. Is there anything you didn't like about it?
5. How did it affect your feelings about research projects?
6. How did it affect your feelings about living in Juneau?
...about living in Alaska?

Part 2:

Write about your experience of creating a web page.

Consider these questions:

1. How did it feel to make a web page?
2. Do you think that making web pages is useful for students?
3. What do you think are the benefits of publishing class research on a web page?
4. What did you like best about it?
5. What did you like least?
6. Did you learn any new skills?

Part 3:

Write about your opinions of using technology in the classroom. We published and shared information and ideas on the Internet by creating web pages, and by participating in an online conference.

Consider these questions:

1. Have these activities affected how you feel about being a citizen of this community? ...of Alaska? ...of the world? How so?
2. Would you feel the same way if we hadn't used the Internet at all?
3. How do you think using the Internet in the classroom can help students feel like responsible members of a community?
4. Do you think using the Internet in the classroom can help students feel like they can make a difference in this world?
5. Can you think of any other benefits of using the Internet in the classroom?

Rubric for Alaskan Project

	“A” Exemplary	“B-C” Strong/Proficient	“D” Emerging
Clan Web Page (group work)	<p><u>Habits of Work:</u></p> <ul style="list-style-type: none"> Used time wisely Followed directions Finished work on time Group work: work shared equally, and each person’s talents were used Demonstrated respect for self and others <p><u>Product:</u></p> <ul style="list-style-type: none"> The final logo is neat and creative – there is an explanation about why the logo was chosen All of the steps/questions in the Clan Web Page guides are filled out. Written information is: <ul style="list-style-type: none"> ✓ Engaging (keeps the reader’s attention) ✓ Clear and Organized (not confusing) ✓ Polished (correct spelling/punctuation) ✓ Detailed Makes the class say “WOW!” 	<p><u>Habits of Work:</u></p> <ul style="list-style-type: none"> Mostly used time wisely, needed some reminders Followed directions Finished work on time Group work: work shared equally; group works out problems Demonstrated respect for self and others <p><u>Product:</u></p> <ul style="list-style-type: none"> The final logo is either: 1) neat but not very creative, or 2) creative but not very neat. All of the steps/questions in the Clan Web Page guides are filled out, though some answers are skeletal Written information is: <ul style="list-style-type: none"> ✓ Interesting ✓ Clear and Organized (not confusing) ✓ Mostly correct spelling/punctuation ✓ Some supporting details 	<p><u>Habits of Work:</u></p> <ul style="list-style-type: none"> Did not use time wisely, needed many reminders Followed some directions, but not all Work not finished on time Group work: work not shared equally; group unable to work out own problems Disrespectful of self or others <p><u>Product:</u></p> <ul style="list-style-type: none"> The final logo could be neater, and is not very creative Not all of the steps/questions in the Clan Web Page guides are filled out. Written information is: <ul style="list-style-type: none"> ✓ Accurate but skeletal ✓ A little bit confusing ✓ Many spelling/punctuation mistakes ✓ Very few supporting details
Guide 1A (individual research)	<p><u>Habits of Work:</u></p> <ul style="list-style-type: none"> Used time wisely Followed directions Finished work on time Demonstrated respect for self and others <p><u>Product:</u></p> <ul style="list-style-type: none"> All of the questions in Guide 1A are answered accurately and effectively Written information is: <ul style="list-style-type: none"> ✓ Engaging (keeps the reader’s attention) ✓ Clear and Organized (not confusing) ✓ Polished (correct spelling/punctuation) ✓ Complete sentences ✓ Detailed 	<p><u>Habits of Work:</u></p> <ul style="list-style-type: none"> Mostly used time wisely, needed some reminders Followed directions Finished work on time Demonstrated respect for self and others <p><u>Product:</u></p> <ul style="list-style-type: none"> All of the questions in Guide 1A are answered accurately, though some are skeletal responses Written information is: <ul style="list-style-type: none"> ✓ Interesting ✓ Clear and Organized (not confusing) ✓ Mostly correct spelling/punctuation. ✓ Complete sentences ✓ Some supporting details 	<p><u>Habits of Work:</u></p> <ul style="list-style-type: none"> Did not use time wisely, needed many reminders Followed some directions, but not all Work not finished on time Disrespectful of self or others <p><u>Product:</u></p> <ul style="list-style-type: none"> Not all of the steps/questions in Guide 1A are filled out. Written information is: <ul style="list-style-type: none"> ✓ Accurate but skeletal ✓ A little bit confusing ✓ Many spelling/punctuation mistakes ✓ Some incomplete sentences ✓ Very few supporting details
Guide 1B (conclusion)	<p><u>Habits of Work:</u></p> <ul style="list-style-type: none"> Used time wisely Followed directions Finished work on time Demonstrated respect for self and others <p><u>Product:</u></p> <ul style="list-style-type: none"> Most of the questions in Guide 1B are considered in the conclusion Written information is: <ul style="list-style-type: none"> ✓ Engaging (keeps the reader’s attention) ✓ Clear and Organized (not confusing) ✓ Polished (correct spelling/punctuation) ✓ Complete sentences that flow smoothly ✓ Detailed 	<p><u>Habits of Work:</u></p> <ul style="list-style-type: none"> Mostly used time wisely, needed some reminders Followed directions Finished work on time Demonstrated respect for self and others <p><u>Product:</u></p> <ul style="list-style-type: none"> Most of the questions in Guide 1B are considered in the conclusion Written information is: <ul style="list-style-type: none"> ✓ Interesting ✓ Clear and Organized (not confusing) ✓ Mostly correct spelling/punctuation. ✓ Complete sentences ✓ Some supporting details 	<p><u>Habits of Work:</u></p> <ul style="list-style-type: none"> Did not use time wisely, needed many reminders Followed some directions, but not all Work not finished on time Disrespectful of self or others <p><u>Product:</u></p> <ul style="list-style-type: none"> Few of the questions in Guide 1B are considered in the conclusion Written information is: <ul style="list-style-type: none"> ✓ Accurate but skeletal ✓ A little bit confusing ✓ Many spelling/punctuation mistakes ✓ Some incomplete sentences ✓ Very few supporting details

Rubric for Alaskan Project (continued)

<p>Guide 2A (clan group work)</p>	<p><u>Habits of Work:</u></p> <ul style="list-style-type: none"> • Used time wisely • Followed directions • Finished work on time • Group work: work shared equally, and each person's talents were used • Demonstrated respect for self and others <p><u>Product:</u></p> <ul style="list-style-type: none"> • Map: <ul style="list-style-type: none"> ✓ Statistics are clearly and neatly displayed. ✓ Creative and effective use of color. • Graph: <ul style="list-style-type: none"> ✓ Statistics are clearly compared on computer-generated graph. ✓ Effective use of color. ✓ All necessary titles. 	<p><u>Habits of Work:</u></p> <ul style="list-style-type: none"> • Mostly used time wisely, needed some reminders • Followed directions • Finished work on time • Group work: work shared equally; group works out problems • Demonstrated respect for self and others <p><u>Product:</u></p> <ul style="list-style-type: none"> • Map: <ul style="list-style-type: none"> ✓ Statistics are accurately displayed on map, though not exceptionally neat. ✓ Use of color • Graph: <ul style="list-style-type: none"> ✓ Statistics are accurately compared on computer-generated graph, but not clearly ✓ Some use of color. ✓ All necessary titles. 	<p><u>Habits of Work:</u></p> <ul style="list-style-type: none"> • Did not use time wisely, needed many reminders • Followed some directions, but not all • Work not finished on time • Group work: work not shared equally; group unable to work out own problems • Disrespectful of self or others <p><u>Product:</u></p> <ul style="list-style-type: none"> • Map: <ul style="list-style-type: none"> ✓ Statistics are not accurately displayed on map, and not exceptionally neat. ✓ Use of color. • Graph: <ul style="list-style-type: none"> ✓ Graph is not accurate or complete ✓ Some use of color. ✓ Not all titles
<p>Guide 2B (region group work)</p>	<p><u>Habits of Work:</u></p> <ul style="list-style-type: none"> • Used time wisely • Followed directions • Finished work on time • Group work: work shared equally, and each person's talents were used • Demonstrated respect for self and others <p><u>Product:</u></p> <ul style="list-style-type: none"> • Venn Diagram: <ul style="list-style-type: none"> ✓ Statistics from each clan representative are included ✓ Interesting examples are used from the individual research guides of each person ✓ Creative and effective use of color. 	<p><u>Habits of Work:</u></p> <ul style="list-style-type: none"> • Mostly used time wisely, needed some reminders • Followed directions • Finished work on time • Group work: work shared equally; group works out problems • Demonstrated respect for self and others <p><u>Product:</u></p> <ul style="list-style-type: none"> • Venn Diagram: <ul style="list-style-type: none"> ✓ Statistics from most clan representatives are included ✓ Interesting examples are used from the individual research guides of some people ✓ Use of color. 	<p><u>Habits of Work:</u></p> <ul style="list-style-type: none"> • Did not use time wisely, needed many reminders • Followed some directions, but not all • Work not finished on time • Group work: work not shared equally; group unable to work out own problems • Disrespectful of self or others <p><u>Product:</u></p> <ul style="list-style-type: none"> • Venn Diagram: <ul style="list-style-type: none"> ✓ Few statistics are included ✓ Examples lack interest ✓ Use of color.
<p>Guide 3 (web page)</p>			
<p>Guide 4 (reflection)</p>	<p><u>Habits of Work:</u></p> <ul style="list-style-type: none"> • Used time wisely • Followed directions • Finished work on time • Demonstrated respect for self and others <p><u>Product:</u></p> <ul style="list-style-type: none"> • Not only are most of the questions in Guide 4 considered in the reflection, but student takes the topic further • Evidence that student took the time to put a lot of thought and personal opinion into the reflection • Written information is: <ul style="list-style-type: none"> ✓ Engaging (keeps the reader's attention) ✓ Clear and Organized (not confusing) ✓ Polished (correct spelling/punctuation) ✓ Complete sentences that flow smoothly ✓ Detailed 	<p><u>Habits of Work:</u></p> <ul style="list-style-type: none"> • Mostly used time wisely, needed some reminders • Followed directions • Finished work on time • Demonstrated respect for self and others <p><u>Product:</u></p> <ul style="list-style-type: none"> • Most of the questions in Guide 4 are considered in the reflection • Student puts some thought into the reflection, but doesn't fully explain reasoning behind opinions • Written information is: <ul style="list-style-type: none"> ✓ Interesting ✓ Clear and Organized (not confusing) ✓ Mostly correct spelling/punctuation. ✓ Complete sentences ✓ Some supporting details 	<p><u>Habits of Work:</u></p> <ul style="list-style-type: none"> • Did not use time wisely, needed many reminders • Followed some directions, but not all • Work not finished on time • Disrespectful of self or others <p><u>Product:</u></p> <ul style="list-style-type: none"> • Few of the questions in Guide 4 are considered in the reflection • Cursory answers show that not a lot of time or thought was put into the reflection • Written information is: <ul style="list-style-type: none"> ✓ Accurate but skeletal ✓ A little bit confusing ✓ Many spelling/punctuation mistakes ✓ Some incomplete sentences ✓ Very few supporting details

Rubric for Clan Web Page

	“A” Exemplary	“B-C” Strong/Proficient	“D” Emerging
Clan Web Page (group work)	<p><u>Habits of Work:</u></p> <ul style="list-style-type: none"> • Used time wisely • Followed directions • Finished work on time • Group work: work shared equally, and each person’s talents were used • Demonstrated respect for self and others <p><u>Product:</u></p> <ul style="list-style-type: none"> • The final logo is neat and creative – there is an explanation about why the logo was chosen • All of the steps/questions in the Clan Web Page guides are filled out. • Written information is: <ul style="list-style-type: none"> ✓ Engaging (keeps the reader’s attention) ✓ Clear and Organized (not confusing) ✓ Polished (correct spelling/punctuation) ✓ Detailed • Makes the class say “WOW!” 	<p><u>Habits of Work:</u></p> <ul style="list-style-type: none"> • Mostly used time wisely, needed some reminders • Followed directions • Finished work on time • Group work: work shared equally; group works out problems • Demonstrated respect for self and others <p><u>Product:</u></p> <ul style="list-style-type: none"> • The final logo is either: 1) neat but not very creative, or 2) creative but not very neat. • All of the steps/questions in the Clan Web Page guides are filled out, though some answers are skeletal • Written information is: <ul style="list-style-type: none"> ✓ Interesting ✓ Clear and Organized (not confusing) ✓ Mostly correct spelling/punctuation ✓ Some supporting details 	<p><u>Habits of Work:</u></p> <ul style="list-style-type: none"> • Did not use time wisely, needed many reminders • Followed some directions, but not all • Work not finished on time • Group work: work not shared equally; group unable to work out own problems • Disrespectful of self or others <p><u>Product:</u></p> <ul style="list-style-type: none"> • The final logo could be neater, and is not very creative • Not all of the steps/questions in the Clan Web Page guides are filled out. • Written information is: <ul style="list-style-type: none"> ✓ Accurate but skeletal ✓ A little bit confusing ✓ Many spelling/punctuation mistakes ✓ Very few supporting details