


BECOME A ROLE MASTER... In the Literature Circle












Name: _____ Date: _____

Title: _____

Author: _____

Chapter/Pages: _____




- Word Wizard _____
- Travel Tracer _____
- Character Profiler _____
- Summarizer _____
- Discussion Director _____
- Connector Director _____
- Art Director _____

- Sentences Sound Right _____
- Punctuation _____
- Capitalization _____
- Spelling (of accessible words) _____
- Neat Handwriting _____
- Work Ethic (best effort) _____

EXTENSIONS

- ☺ Play "Name that Character Trait" _____
- 🔍 Independent Investigator _____
- 📖 Dare to Compare _____
- 💬 The Spin Zone _____
- 👁️ Language Patrol _____

Summarizer (Story Mapper):



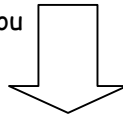
Your mission is to map out a summary of what you have read.

What is a summary? Just as a "sum" shows the total of two parts being combined ($3 + 2 = 5$), a summary shows the total picture of what happens in a story when the separate details are combined.

A map lets someone know what direction they are going in. Your map should show what happens at the beginning, middle, and end of your reading selection.

IN THE BEGINNING...

Easy level: Read the first page. How can you sum up what happened in just one sentence?



IN THE MIDDLE...

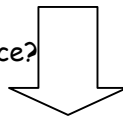
First, _____

Then, _____

Next, _____

After that, _____

Easy level: Read the middle pages. How can you sum up what happened in just one sentence?



AT THE END...

Easy level: Read the last page. How can you sum up what happened in just one sentence?

Think about where the characters are at the beginning of your reading selection. Choose a purpose (main idea) for your story map from the choices below, and highlight it. Then answer the question to fill out the "beginning" box.

- **Beginning → End:** What is the most important thing going on in the beginning of the selection?
- **Problem → Solution:** Is there a problem that has to be solved? What is it?
- **Before → After (cause - effect):** If something important changes from the beginning to the end of your reading selection, describe what it was like BEFORE being changed.
- **Character Trait:** Pick a juicy word to describe how a character is in the beginning.

List the important details or events that show us how to get from the beginning to the end, or from the problem to the solution, or from "before the change" to "after the change." You may cross out the transition words and choose your own if you want.

Think about where the characters are at the end of your reading selection. Highlight your purpose from below:

- **Beginning → End:** What is the most important thing going on at the end of the selection?
- **Problem → Solution:** If there was a problem at the beginning, is there a solution at the end?
- **Before → After (cause - effect):** If something important changed from the beginning to the end of your reading selection, this sentence will describe what it was like AFTER being changed.
- **Character Trait:** Would you use the same character trait, or a different character trait, to describe the character at the end? (Check to make sure your events provide evidence that proves the character trait!)

Discussion Director:



Your mission is to come up with two questions that you can ask others who read the same selection. Your goal is to create a discussion between the people in your literature circle. Do not ask questions that have only one right answer because then there will be no discussion about it. Instead, ask questions that can have many answers, and that require your friends to do some thinking about what their opinion is. Write down your own answers before asking others. Here are some suggestions for how to start your questions:

- What do you think . . .
- Why was ____ important to the story?
- Can you compare . . .
- If you had been the author, how would you . . .
- How would the story have changed if . . .
- Predict what will happen with the . . .
- What do you think caused . . .
- Why did . . .
- Describe the character traits/personality of . . .
- How did you feel when . . .

Discussion Questions	Your own Answers
1. _____ _____ _____ _____ _____ _____ _____ _____	1. _____ _____ _____ _____ _____ _____ _____ _____
2. _____ _____ _____ _____ _____ _____ _____ _____	2. _____ _____ _____ _____ _____ _____ _____ _____

EXTENSIONS:

The following extensions are available on additional pages & may be added to this packet.

- ☺ Play "Name that Character Trait" - make a case for a trait and see if a friend can guess it
- 🔍 Independent Investigator - dig up some background information on a topic in your book
- 📖 Dare to Compare - "check your stories" and see how the different versions compare
- 💬 The Spin Zone - tell the same story from a different character's point of view, or as a reporter
- 👁️ Language Patrol - search the text for exciting verbs, similes, alternatives for "said," plurals, etc.